


IMPROVING THE SAFETY OF AT RISK PEOPLE

A guide to assist service providers working in bushfire risk areas



**Bushfires can start suddenly
and without warning.**

**This guide will help you to understand your risk and what you need to do
if a bushfire starts. Keep this guide in your vehicle at all times.**

SERVICE PROVIDERS WORKING AND DRIVING IN BUSHFIRE RISK AREAS

As a service provider, you are expected to be able to respond to an emergency if one occurs within the workplace, including when working in a client's home.

IT IS CRITICAL THAT YOU

- Understand the bushfire risk to you and your clients
- Know what to do if a bushfire starts
- Know how to access bushfire warnings and information
- Understand your role as a service provider

BUSHFIRE RISKS AND DANGERS

Western Australia experiences frequent bushfires, reflected in over 90 per cent of the state being designated as bushfire prone. If your in-home clients live near bush, even in a metropolitan area, bushfire is a threat to them.

As a direct care worker driving and servicing clients located in bushfire prone areas, you are also at risk when a bushfire threatens.

When a fire starts in your service area, your Agency may review the need to service clients. Road closures are a likely possibility for all bushfires. Roads will be closed for the safety of both residents and for safe access to the fire by emergency services. Road closures are managed by police and they will not allow anyone to enter, other than emergency services.

Always follow your Agency's emergency management advice. Ensure you contact your Agency to advise them of any bushfires that start, and that you know alternate routes to and from your client's home.

**STOPPING OR ALTERING SERVICES
IS A REAL POSSIBILITY**

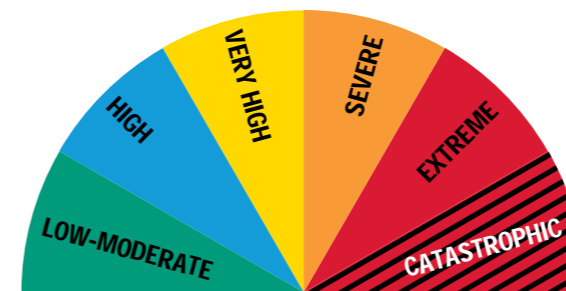


On hot dry days when bushfires are possible, you need to stay alert and regularly check for signs of a bushfire. Always pay attention to the Fire Danger Rating (FDR) and any bushfire warnings, postponing journeys or finding alternative safe routes if necessary.

FIRE DANGER RATINGS

Use this tool daily during bushfire season to monitor conditions in your area. Based on forecast weather conditions, the higher the rating, the higher the risk of bushfire.

BEFORE A BUSHFIRE



CATASTROPHIC

The worst conditions for a fire. Homes are not designed or built to withstand a fire in these conditions. The only safe place is away from bushfire risk areas.

EXTREME SEVERE VERY HIGH

Seek out information and be ready to leave or stay and actively defend your property if a fire starts. Only stay if you are 100% prepared.



HIGH LOW-MODERATE

Be vigilant. Check your fire plan and continue to monitor conditions as they can change quickly.

BUSHFIRE ALERTS

The alerts provide information on the severity of a bushfire once it has started.

BUSHFIRE WARNING SYSTEM

-  **ADVICE**
-  **WATCH AND ACT**
-  **EMERGENCY WARNING**

EMERGENCY WARNING

An out of control fire is approaching very fast. You need to act immediately to survive. If you haven't prepared your home it is too late. You must leave now if it is safe to do so.

WATCH AND ACT

A fire is approaching and is out of control. Put your plan into action. If your plan is to leave, make sure you leave early. Only stay if you are mentally, physically and emotionally prepared to defend your property and you have all the right equipment.

ADVICE

A fire has started but there is no immediate danger. Stay alert and watch for signs of a fire.

WHAT SHOULD YOU DO IF YOU ENCOUNTER A BUSHFIRE WHILE DRIVING?

While travelling, you need to be aware of your surroundings. Watch for signs of a bushfire especially smoke and flames. If you see smoke you should leave the area immediately by driving away from the fire.

IF THERE IS A LOT OF SMOKE

- Slow down as there could be people, vehicles and livestock on the road
- Turn your car headlights and hazard lights on
- Close the windows and outside vents
- If you can't see clearly, pull over and wait until the smoke clears.



During the bushfire season always carry a supply of water and keep woollen blankets in the car

IF YOU BECOME TRAPPED BY FIRE:

- Park the vehicle off the roadway where there is little vegetation, with the vehicle facing towards the oncoming fire front
- Turn the engine off. Close the car doors, windows and outside vents
- Call 000
- Stay as close to the floor as possible and cover your mouth with a damp cloth to avoid inhalation of smoke
- Stay covered in woollen blankets, continue to drink water and wait for assistance
- Stay in the car until the fire front has passed and do not open windows or doors
- Once the front has passed and the temperature has dropped, cautiously exit the vehicle.



It is with extreme caution that you should shelter in your vehicle. Sheltering in your vehicle is very high risk and it is unlikely that a person will survive in all but the mildest circumstances. Sheltering in a vehicle offers only a slightly higher chance of survival than being caught in the open.

CLIENTS LIVING IN BUSHFIRE RISK AREAS

While it is not the responsibility of your Agency to develop their client's personal bushfire plan, Agencies need to ensure that all clients living in bushfire risk areas have developed a bushfire plan and a copy is included in the client's OHS assessment or care plan file.

YOUR CLIENTS MAY BE MORE VULNERABLE AND AT GREATER RISK DURING A BUSHFIRE.

All clients living in a bushfire risk area must:

- Understand their local bushfire risk
- Prepare their properties for the threat of bushfire
- Develop a personal bushfire plan with their family or personal support network prior to the summer months

THE BUSHFIRE INFORMATION OUTLINED IN THE CLIENT'S FILE WILL ASSIST YOUR AGENCY TO:

- Develop policies and processes to ensure staff working in bushfire risk areas understand the risk to them and what to do when a bushfire threatens
- Develop strategies that may assist clients when a bushfire threatens
- Provide information to emergency services that may assist them to respond

YOU CAN ASSIST YOUR AGENCY AND CLIENT MANAGER

to obtain this information by completing the following tasks when in a client's home.

- Have an **informal conversation** with your client about living in a bushfire risk area
- Provide your clients with a copy of **DFES' Be Safe and Leave Early Plan**, and encourage them to complete the plan with their family or personal support network
- Provide your clients with **DFES' Emergency Information** fridge magnet
- Encourage your client to contact DFES for more information about their local bushfire risk and advice on bushfire preparedness.



MY WORKPLACE

BUSHFIRE INFORMATION AND EMERGENCY CONTACT DETAILS

EMERGENCY INFORMATION

There are many ways to keep informed of a bushfire.
DFES recommends using a range of resources to receive alerts and warnings.



emergency.wa.gov.au



13 3337 (13 DFES)



ABC local radio or 6PR emergency bulletins



Other media outlets such as radio, television and the internet



DFES social media accounts including Facebook and Twitter



In a life threatening emergency call 000

WORKPLACE INFORMATION

It is important that you know what your role is and how to respond as soon as you are aware of a bushfire, or in the event of an actual emergency. Include your Agency's emergency contact details below

Name	Position/role	Contact Number
Name	Position/role	Contact Number



Fire is frightening; it roars as loud as a jet engine and the smoke plunges day into night.

Visit dfes.wa.gov.au

